

A B C



Amazing ABC Book 3

The Amazing Spelling Game: Objects



PIXEL
PREMIUM



PIXEL PREMIUM

Copyright © 2015 by Pixel Premium. All rights reserved.

No part of this publication may be reproduced, distributed, or transmitted for in any form or by any means, including photocopying, recording, or other electronic or mechanical methods, without the prior written permission of the publisher, except in the case of brief quotations embodied in critical reviews and certain other noncommercial uses permitted by copyright law.

For permission requests, please submit your enquiries to Pixel Premium at:

info@pixelpremium.com

www.pixelpremium.com

Welcome to the “Amazing ABC” Book 3!

This e-Book is an interactive spelling game to play with your little one using an iPad, tablet, computer, or anything that can open a PDF file. Even a smartphone!

It is packed with pictures that will improve your little one’s spelling, word association and letter recognition skills.

This e-Book also works on PCs and Macs. But for the most fun, we recommend using an Android tablet or iPad, so you can hold the picture in your hands and swipe with your finger to the next picture. If you are using **Adobe Reader**, we recommend setting your page display settings to “Single page view” so you can see and swipe between whole pages at once!



How to play the Amazing ABC Game


1. Swipe your finger across your tablet screen to show the first picture.
2. Point to the picture and ask your little one: "what do you see?"
3. Using your Pixel Premium letters and magnetic board, help your little ones to spell what they see in the picture.
4. Swipe with your finger to the next page... the correct answer and spelling is now revealed!
5. Make sure you praise your little ones for their attempt, even if they are incorrect (But especially when they get it right!)

Remember, this is just one way to play. You could also use a dry marker and write the word out for them on the magnetic board so they can spell it using the magnetic letters.

Or draw lines for each letter on the magnetic board, so they know how many letters are in the word.

The fun starts on the next page... Swipe the screen to begin!

Aa



Aa



airplane





Cc



Cc

chair




Dd



Dd

doll











firewood










helicopter



i ice cream



















leaves



Mm



Mm

mailbox




Nn




Nn




nest






Pp




Pp pie











Rr robots

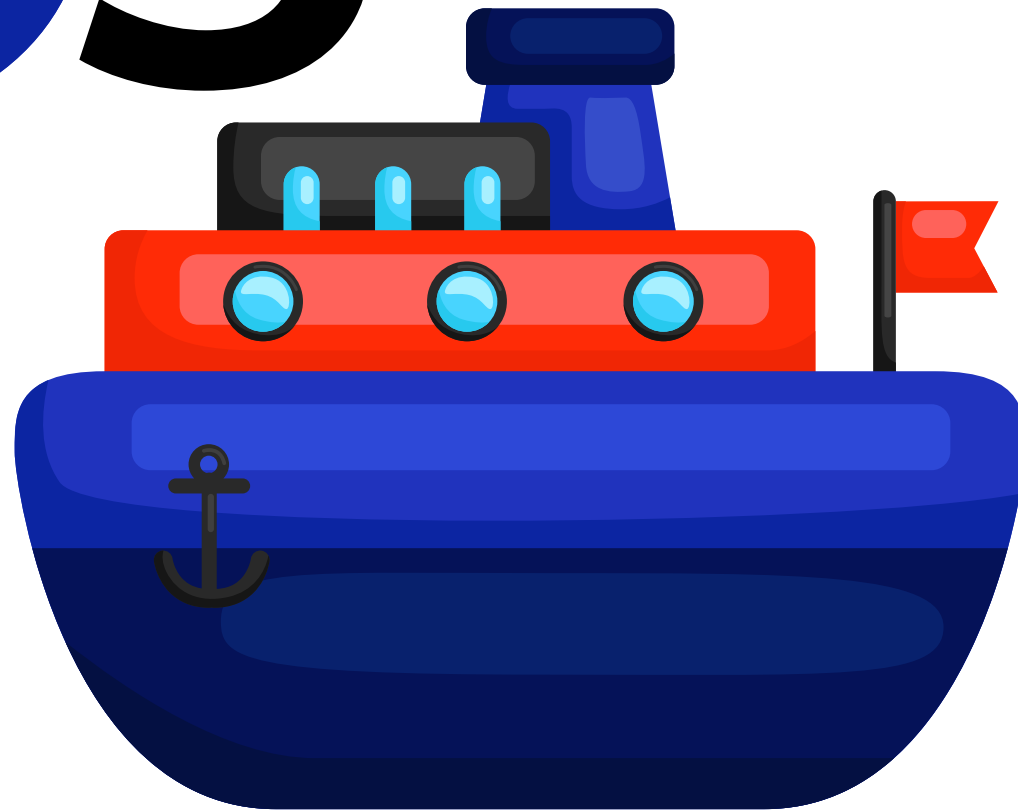


Ss



Ss

ship






T

t

teapot






U u

umbrella



V


v



V

v

van







W W w w

windmill







xylophone

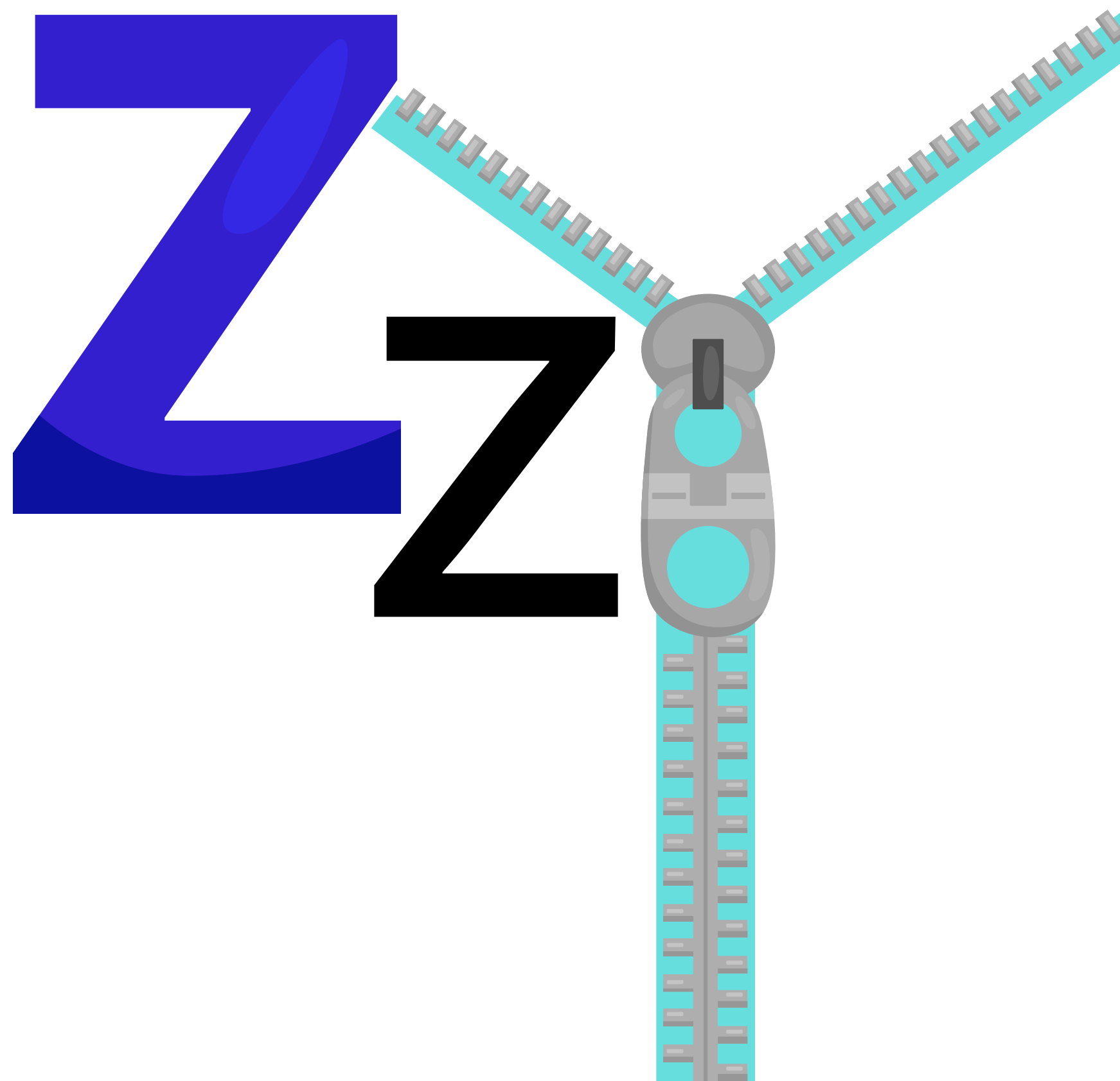


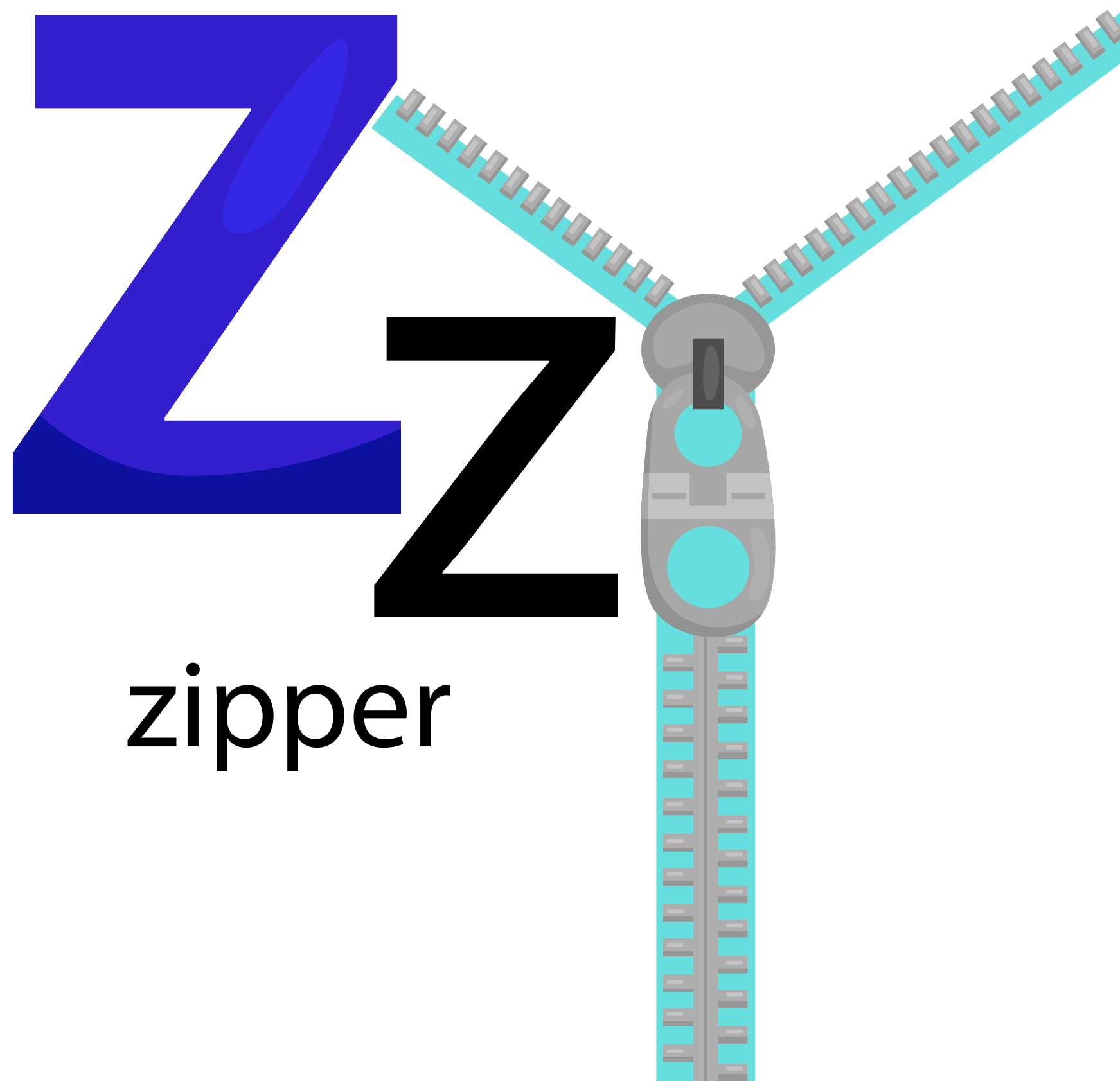
Y

y

yarn







zipper